
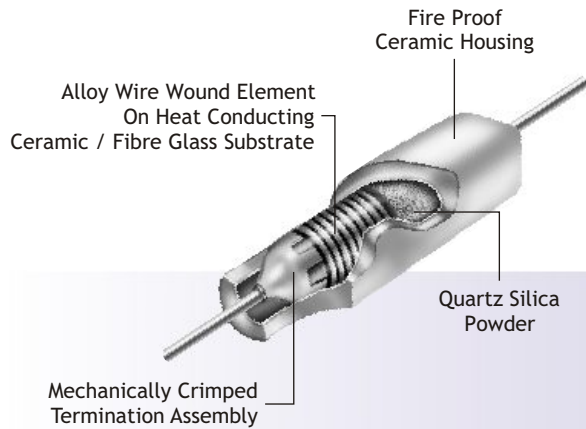




HEA SERIES

EUROPEAN STYLE

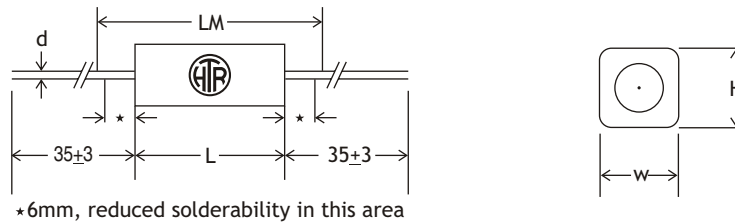
Power Ceramic Encased Wire Wounds



- 2.5 W to 17 W
- R 025 to 70 K

PHYSICAL CONFIGURATION

HEA SERIES



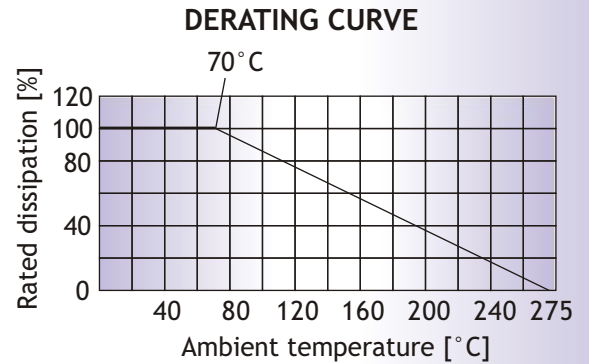
HTR TYPE	POWER RATING at 70 °C	DIMENSIONS (mm)					RESISTANCE RANGE		TYPICAL WT. PER PC (gms)
		L ±1.5	W ±1	H ±1	d ±0.05	* LM ±1	min	max	
C-2A	2.5W	15.0	6.0	6.0	0.8	35	R025	6K8	1.6
C-4	4W	20.0	6.0	6.0	0.8	40	R04	11K	2.0
C-5B	5W	25.0	6.0	6.0	0.8	45	R05	16K	2.3
C-6	6W	30.0	6.0	6.0	0.8	50	R10	22K	2.8
C-7A	7W	38.0	6.0	6.0	0.8	60	R10	33K	4.9
C-7B	7W	25.0	9.0	9.0	0.8	45	R05	16K	4.8
C-9/ C-10A	9W/ 10W	38.0	9.0	9.0	0.8	60	R10	33K	7.3
C-11	11W	50.0	9.0	9.0	0.8	70	R10	47K	9.5
C-17	17W	75.0	9.0	9.0	0.8	95	R10	70K	13.8

* For resistance values less than R10 and tolerance less than ±2% please measure resistance over centered length LM.



ELECTRICAL AND ENVIRONMENTAL CHARACTERISTICS / DATA

Test	Performance Requirements
Resistance tolerance	± 10% [K]; ± 5% [J]; ±3% [H], ± 2% [G]; ±1% [F]
Rated ambient temperature [See derating curve]	at 70 °C full power dissipation
Voltage rating	$V = \sqrt{P \times R}$
Dielectric withstanding voltage	Max. $R \pm [2\% + R05]$
Insulation resistance	> 1000 M [minimum]
Temperature co-efficient	±40 to ±150 ppm/ °C [medium and high values] ±400 to ±500 ppm/ °C [low and very low values]
Short time overload	Max. $R \pm [2\% + R05]$
Moisture resistance	Max. $R \pm [3\% + R05]$
Load life	Max. $R \pm [3\% + R05]$ Average
Ambient operating temperature range	-40 °C to +155 °C
Flame test	UL specifications have been met satisfactorily.



TYPICAL APPLICATIONS

HEA series enjoy a wide market in audio and TV field.

Apart from these applications and as they are also available in close tolerance, they have increasingly found favour with OEM's in the industrial field, especially where the following properties are required -

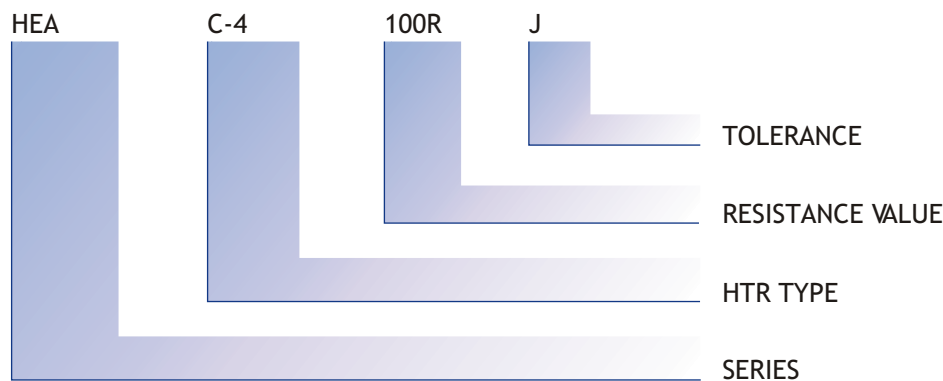
(a) High degree of insulation (b) Low surface temperature.

Depending on resistance value and application the resistors core may be fibreglass or ceramic. These resistors are also available for use in **pulse applications**, for further information please refer to "[Understanding pulse & over load capability of wire wound resistors](#)".

In case a tailor-made pulse resistor is required, please refer to "[Questionnaire of data required](#)" and provide data accordingly.

Note : Due to recent technological advances, the ceramic cases used may be steatite ceramic or cordierite ceramic or high alumina ceramic depending on the nature of the application. Hence the ceramic cases may be off-white or variations of brown and variations of grey; colours which are inherent to these ceramic materials.

ORDERING INFORMATION



Note :

TAPING: Types C-2A, C-4 and C-5B can be supplied in taped form. Please refer [tape/ ammo pack specifications](#) and [tape/reel specifications](#).

In case pulse type is required, please suffix HTR Type with I eg. C-4I.