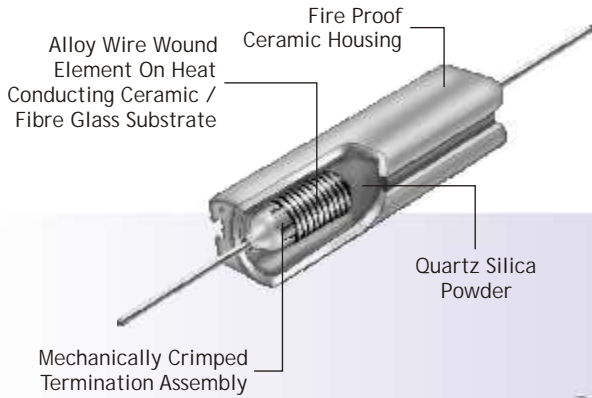




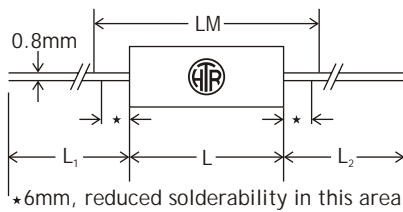
HSV A/HSV AU SERIES

AXIAL / VERTICAL MOUNTING
Ceramic Type



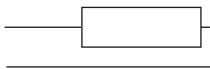
- 4 W to 17 W
- R 04 to 70 K

PHYSICAL CONFIGURATION



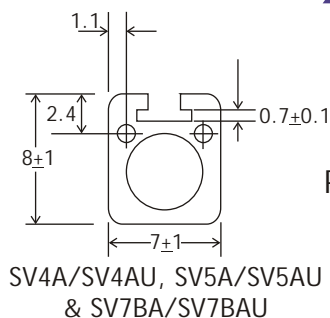
HSV A/HSV AU SERIES

The HSV AU series has been developed in response to the needs of our stockists for a dual purpose resistor - axial mounting and vertical mounting when the longer lead L2 is folded over.

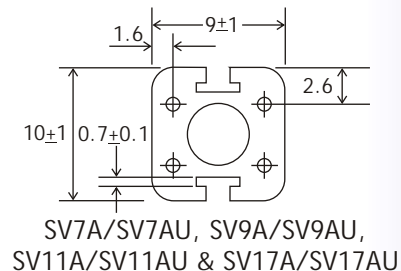


HTR TYPE	POWER RATING at 70°C	DIMENSIONS (mm)				RESISTANCE RANGE		TYPICAL WT. PER PC (gms)
		L (±1.5)	L ₁ (±3.0)	L ₂ (±3.0)	LM ±1	min	max	
SV4A	4W	20.0	35.0	35.0	40	R04	11K	2.3
SV4AU	4W	20.0	32.0	56.5	40	R04	11K	2.4
SV5A	5W	25.0	35.0	35.0	45	R05	16K	2.8
SV5AU	5W	25.0	32.0	61.5	45	R05	16K	2.9
SV7A	7W	25.0	35.0	35.0	45	R05	16K	5.0
SV7AU	7W	25.0	32.0	64.0	45	R05	16K	5.1
SV7BA	7W	38.0	35.0	35.0	60	R10	33K	4.9
SV7BAU	7W	38.0	32.0	74.0	60	R10	33K	5.0
SV9A	9W	38.0	35.0	35.0	60	R10	33K	7.8
SV9AU	9W	38.0	32.0	77.0	60	R10	33K	7.9
SV11A	11W	50.0	35.0	35.0	70	R10	47K	10.2
SV11AU	11W	50.0	32.0	87.0	70	R10	47K	10.35
SV17A	17W	75.0	35.0	35.0	95	R10	70K	13.8
SV17AU	17W	75.0	32.0	111.5	95	R10	70K	14.0

▲ For resistance values less than R10 and tolerance less than ±2% please measure resistance over centered length LM.



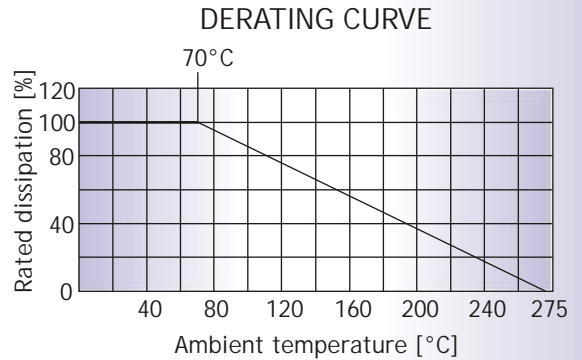
Profile Dimensions





ELECTRICAL AND ENVIRONMENTAL CHARACTERISTICS / DATA

Test	Performance Requirements
Resistance tolerance	$\pm 10\%$ [K]; $\pm 5\%$ [J]; $\pm 3\%$ [H]; $\pm 2\%$ [G]; $\pm 1\%$ [F]
Rated ambient temperature [see derating curve]	at 70°C full power dissipation
Voltage rating	$V = \sqrt{P \times R}$
Insulation resistance	> 1000 M [minimum]
Temperature co-efficient	± 40 to ± 150 ppm/ °C [medium and high values] ± 450 to ± 500 ppm/ °C [low and very low values]
Short time overload	Max $R_{\pm}[2\% + R05]$
Moisture resistance	Max $R_{\pm}[3\% + R05]$
Load life	Max $R_{\pm}[3\% + R05]$ average
Ambient operating temperature range	-40°C to +155°C
Flame test	UL Specifications have been met satisfactorily.



TYPICAL APPLICATIONS

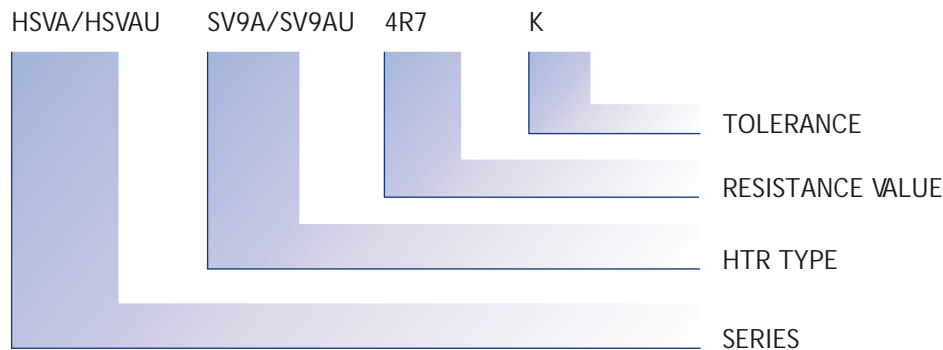
The HSVA Series enjoys a wide market in TV, power supply and industrial electronics field. Depending upon the resistance value and application the resistor core may be fibreglass or ceramic.

These resistors also available for use in pulse applications. For further information please refer to "Understanding pulse & over load capability of wire wound resistors".

In case a tailor-made pulse resistor is required, please refer to "Questionnaire of data required from customers" and provide data accordingly.

The HSVAU Series are very popular with stockists as they are capable of dual mounting - axial or vertical hence are instrumental in reducing inventory.

ORDERING INFORMATION



Note : Due to recent technological advances, the ceramic cases used may be steatite ceramic or cordierite ceramic or high alumina ceramic depending on the nature of application. Hence the ceramic cases may be off-white or variations of brown and variations of grey; colours which are inherent to these ceramic materials.

In case Pulse type is required please suffix HTR Type with 'I', eg. SV-5AI.