

- Features:
- Provides high power and high saturation
 - Provides magnetic shielding against radiation
 - Electrode directly connected to ferrite core
 - Contact factory for inductance values outside those listed in the datasheet
 - Operating temperature 40 ~ 85°C



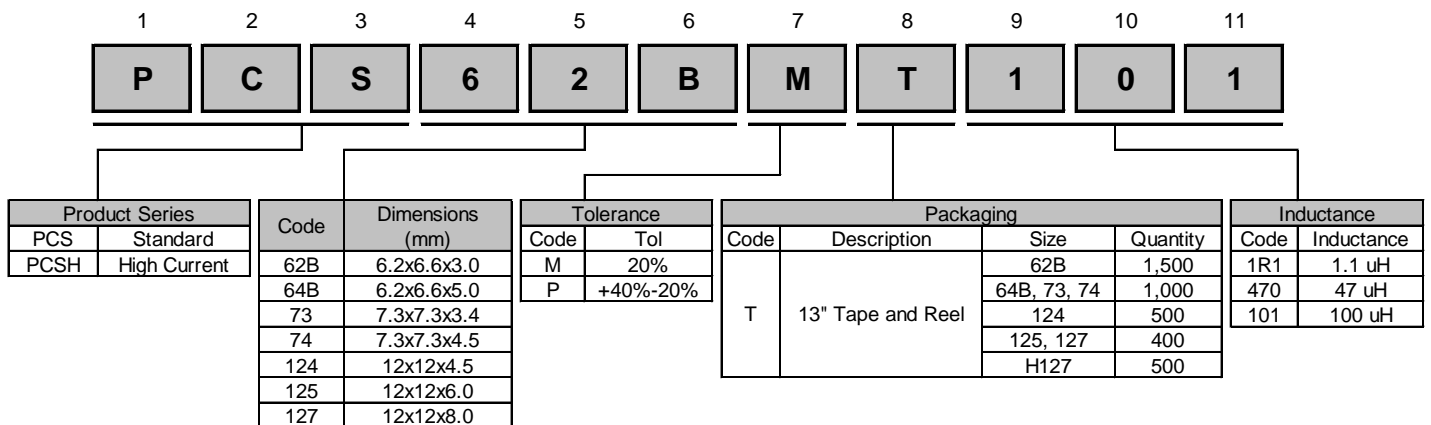
- Applications:
- Power supply for VTRs
 - LCD televisions
 - Personal computers
 - Handheld communication equipments
 - DC/DC converters

Inductance and Current Ranges		
Type	Inductance (μH)	Current Range (A)
PCS62B	2.9 ~ 330	1.94 ~ 0.19
PCS64B	10 ~ 1000	1.35 ~ 0.14
PCS73	1 ~ 1000	7.97 ~ 0.16
PCS74	1 ~ 1000	8 ~ 0.18
PCS124	2.5 ~ 330	8 ~ 0.5
PCS125	1.3 ~ 1000	8 ~ 0.4
PCS127	1.2 ~ 1000	9.8 ~ 0.55
PCS127H	4.7 ~ 1000	15.9 ~ 1.14

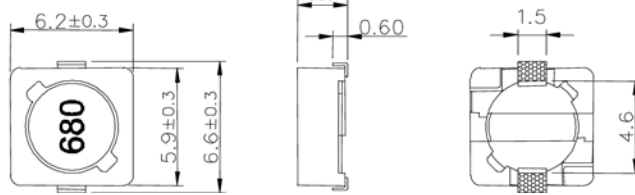
Electrical specifications at 25°C.

Performance Characteristics	
Rated DC Current	The DC current at which the inductance becomes 30% lower than its initial value (Ta=25°C)
Operating Temperature Range	-40 ~ 85°C

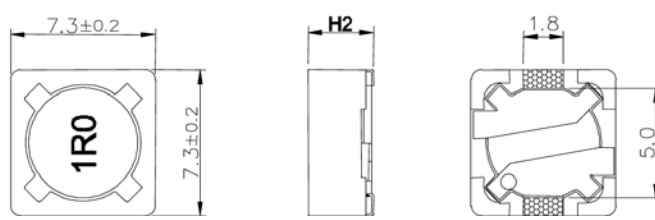
How to Order



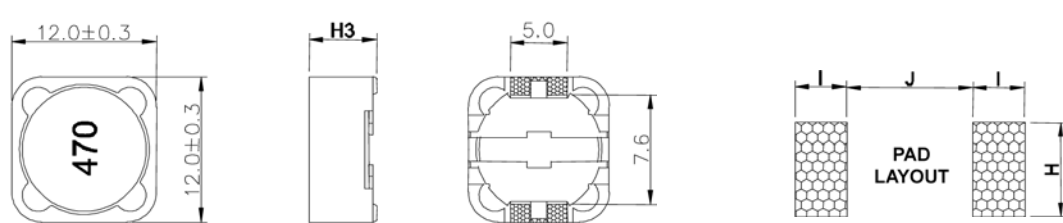
PCS62B / 64B



PCS73 / 74



PCS124 / 125 / 127



Mechanical Specifications

Type/Code	H1 max.	H2 max.	H3 max.	H	I	J	Unit
PCS62B	0.12 3.00	- -	- -	0.07 1.90	0.06 1.40	0.18 4.60	inches mm
PCS64B	0.20 5.00	- -	- -	0.07 1.90	0.06 1.40	0.18 4.60	inches mm
PCS73	- -	0.13 3.40	- -	0.09 2.20	0.06 1.60	0.19 4.80	inches mm
PCS74	- -	0.18 4.50	- -	0.09 2.20	0.06 1.60	0.19 4.80	inches mm
PCS124	- -	- -	0.18 4.50	0.21 5.40	0.11 2.90	0.28 7.00	inches mm
PCS125	- -	- -	0.24 6.00	0.21 5.40	0.11 2.90	0.28 7.00	inches mm
PCS127	- -	- -	0.31 8.00	0.21 5.40	0.11 2.90	0.28 7.00	inches mm
PCSH127	- -	- -	0.31 8.00	0.21 5.40	0.11 2.90	0.28 7.00	inches mm

Electrical Specifications for PCS62B, PCS64B, PCS73, PCS74										
Type / Code	L (μH)	Tolerance	DCR (Ω) max.				IDC (A) max.			
			62B	64B	73	74	62B	64B	73	74
1R0	1.0	M	-	-	0.016	0.020	-	-	7.970	8.000
1R5	1.5	M	-	-	0.023	0.018	-	-	5.500	7.000
2R2	2.2	M	-	-	0.027	0.028	-	-	4.500	6.000
2R9	2.9	M	0.070	-	-	-	1.940	-	-	-
3R3	3.3	M	0.075	-	0.031	0.032	1.800	-	4.000	4.800
3R9	3.9	M	-	-	0.041	0.035	-	-	3.800	4.400
4R0	4.0	M	0.080	-	-	-	1.630	-	-	-
4R7	4.7	M	0.090	-	0.048	0.038	1.550	-	3.500	4.000
5R5	5.5	M	0.100	-	-	-	1.400	-	-	-
5R6	5.6	M	-	-	0.056	0.040	-	-	3.000	3.500
6R8	6.8	M	-	-	0.062	0.045	-	-	2.000	3.000
100	10	M	0.150	0.120	0.072	0.049	1.100	1.350	1.680	1.840
120	12	M	0.200	0.130	0.098	0.058	1.000	1.220	1.520	1.710
150	15	M	0.230	0.180	0.130	0.081	0.900	1.110	1.330	1.470
180	18	M	0.270	0.240	0.140	0.091	0.800	1.020	1.200	1.310
220	22	M	0.340	0.270	0.190	0.110	0.740	0.910	1.070	1.230
270	27	M	0.380	0.300	0.210	0.150	0.660	0.820	0.960	1.120
330	33	M	0.450	0.330	0.240	0.170	0.590	0.740	0.910	0.960
390	39	M	0.490	0.370	0.320	0.230	0.540	0.690	0.770	0.910
470	47	M	0.690	0.520	0.360	0.260	0.500	0.620	0.760	0.880
560	56	M	0.780	0.560	0.470	0.350	0.460	0.580	0.680	0.750
680	68	M	1.070	0.630	0.520	0.380	0.420	0.510	0.610	0.690
820	82	M	1.210	0.710	0.690	0.430	0.380	0.460	0.570	0.610
101	100	M	1.390	1.030	0.790	0.610	0.340	0.420	0.500	0.600
121	120	M	1.900	1.150	0.890	0.660	0.310	0.380	0.490	0.520
151	150	M	2.180	1.680	1.270	0.880	0.280	0.350	0.430	0.460
181	180	M	2.770	1.870	1.450	0.980	0.260	0.320	0.390	0.420
221	220	M	3.120	2.080	1.650	1.170	0.230	0.290	0.350	0.360
271	270	M	4.380	2.370	2.310	1.640	0.220	0.260	0.320	0.340
331	330	M	4.940	2.670	2.620	1.860	0.190	0.230	0.280	0.320
391	390	M	-	2.940	2.940	2.850	-	0.220	0.260	0.290
471	470	M	-	3.930	4.180	3.010	-	0.200	0.240	0.260
561	560	M	-	5.430	4.670	3.620	-	0.180	0.220	0.230
681	680	M	-	7.320	5.730	4.630	-	0.170	0.190	0.220
821	820	M	-	8.240	6.540	5.200	-	0.150	0.180	0.200
102	1000	M	-	9.260	9.440	6.000	-	0.140	0.160	0.180

Electrical Specifications for PCS124, PCS125, PCS127

Type / Code	L (µH)	Tolerance	DCR (Ω) max.			IDC (A) max.		
			124	125	127	124	125	127
1R2	1.2	M	-	-	0.007	-	-	9.800
1R3	1.3	M	-	0.012	-	-	8.000	-
2R1	2.1	M	-	0.014	-	-	7.000	-
2R2	2.2	M	-	0.014	0.010	-	7.000	8.500
2R4	2.4	M	-	-	0.012	-	-	8.000
2R5	2.5	M	0.013	-	-	8.000	-	-
2R7	2.7	M	-	-	0.012	-	-	8.000
3R1	3.1	M	-	0.017	-	-	6.000	-
3R3	3.3	M	-	0.014	0.013	-	6.750	7.800
3R5	3.5	M	-	-	0.014	-	-	7.500
3R9	3.9	M	0.015	-	-	0.650	-	-
4R4	4.4	M	-	0.020	-	-	5.000	-
4R7	4.7	M	0.018	0.018	0.016	5.700	6.200	6.800
5R6	5.6	M	-	-	0.014	-	-	6.700
5R8	5.8	M	-	0.021	-	-	4.400	-
6R1	6.1	M	-	-	0.018	-	-	6.600
6R8	6.8	M	0.023	0.023	0.014	4.900	5.900	6.400
7R5	7.5	M	-	0.024	-	-	4.200	-
7R6	7.6	M	-	-	0.020	-	-	5.900
8R2	8.2	M	0.026	-	-	4.600	-	-
100	10	M	0.028	0.025	0.022	4.500	4.000	5.400
120	12	M	0.038	0.027	0.024	4.000	3.500	4.900
150	15	M	0.050	0.030	0.027	3.200	3.300	4.500
180	18	M	0.057	0.034	0.039	3.100	3.000	3.900
220	22	M	0.066	0.036	0.043	2.900	2.800	3.600
270	27	M	0.080	0.051	0.046	2.800	2.300	3.400
330	33	M	0.097	0.057	0.065	2.700	2.100	3.000
390	39	M	0.132	0.068	0.073	2.100	2.000	2.750
470	47	M	0.150	0.075	0.100	1.900	1.800	2.500
560	56	M	0.190	0.110	0.110	1.800	1.700	2.350
680	68	M	0.220	0.120	0.140	1.500	1.500	2.100
820	82	M	0.260	0.140	0.160	1.300	1.400	1.950
101	100	M	0.308	0.160	0.220	1.200	1.300	1.700
121	120	M	0.380	0.170	0.250	1.100	1.100	1.600
151	150	M	0.530	0.230	0.280	0.950	1.000	1.420
181	180	M	0.620	0.290	0.350	0.850	0.900	1.300
221	220	M	0.700	0.400	0.390	0.800	0.800	1.160
271	270	M	0.876	0.460	0.560	0.600	0.750	1.060
331	330	M	0.990	0.510	0.640	0.500	0.680	0.950
391	390	M	-	0.690	0.700	-	0.650	0.880
471	470	M	-	0.770	0.980	-	0.580	0.790
561	560	M	-	0.860	1.070	-	0.540	0.730
681	680	M	-	1.200	1.460	-	0.480	0.670
821	820	M	-	1.340	1.640	-	0.430	0.600
102	1000	M	-	1.530	1.820	-	0.400	0.550

Electrical Specifications for PCSH127

Type / Code	L (μH)	Tolerance	DCR (Ω) max.	IDC (A) max.
4R7	4.7	M	0.016	15.90
6R8	6.8	M	0.021	13.30
8R2	8.2	M	0.023	12.20
100	10	M	0.024	11.20
150	15	M	0.031	9.00
220	22	M	0.040	7.57
330	33	M	0.070	6.22
470	47	M	0.080	5.28
680	68	M	0.105	4.26
820	82	M	0.143	3.80
101	100	M	0.163	3.52
151	150	M	0.247	3.01
221	220	M	0.376	2.36
331	330	M	0.574	2.00
391	330	M	0.650	1.50
471	470	M	0.861	1.64
681	680	M	1.080	1.38
821	820	M	1.470	1.26
102	1000	M	1.660	1.14