


- Features:
- Thick film resistor element
 - Zero ohm available
 - Auto-placement capability
 - Multiple circuit types available
 - Ideal SMD substitute for leaded networks
 - Style 164D is qualified to AEC-Q200



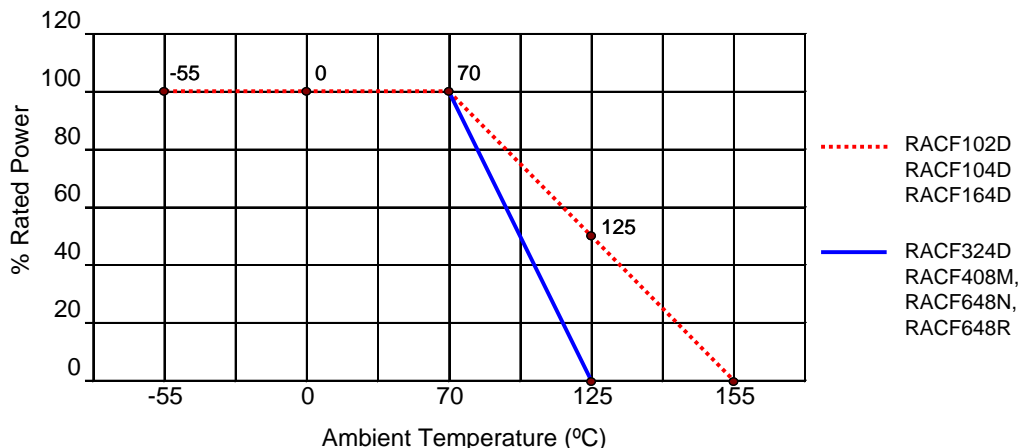
Electrical Specifications							
Type / Code / # of Elements / Circuit Type	Power Rating (per element) @ 70°C	Maximum Working Voltage ⁽¹⁾	Maximum Overload Voltage	Resistance Temperature Coefficient	Ohmic Range (Ω) and Tolerance		
					1%	2%	5%
RACF102D	0.063W	25V	50V	±650 ppm/°C ±250 ppm/°C	3 - 9.88 10 - 1M		
RACF104D	0.063W	25V	50V	±400 ppm/°C ±200 ppm/°C	1 - 9.88 10 - 1M		
RACF164D	0.063W	50V	100V	±200 ppm/°C	1 - 1M	1 - 10M	
RACF324D	0.125W	200V	400V	±200 ppm/°C	22 - 1M	-	10 - 1M
RACF408M	0.063W	25V	50V	±200 ppm/°C	-		22 - 1M
RACF648N	0.063W	50V	100V	±200 ppm/°C	-		22 - 1M
RACF648R	0.063W	50V	100V	±200 ppm/°C	-		22 - 1M

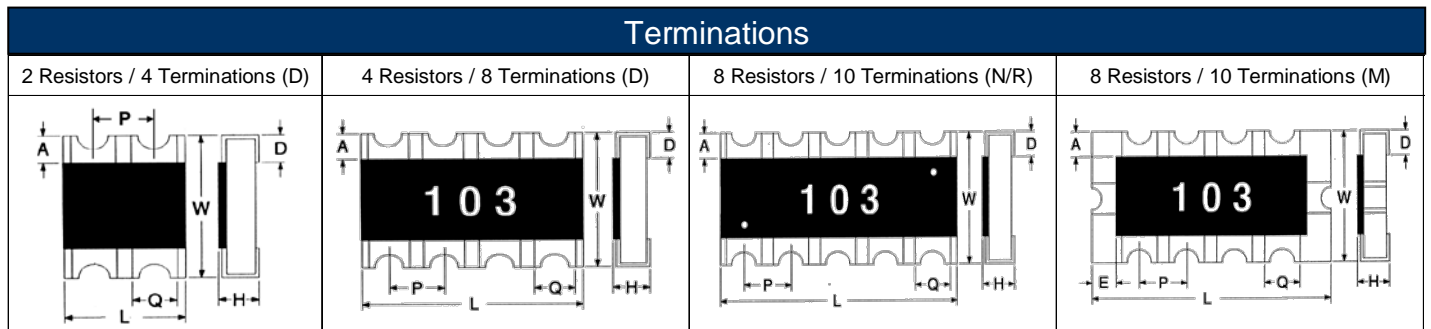
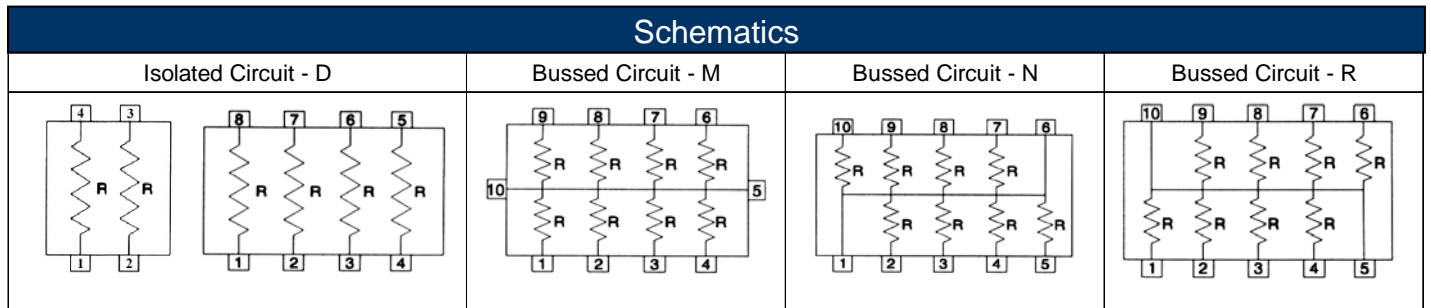
Note: (1) Lesser of \sqrt{PR} or maximum working voltage.

Performance Characteristics	
Test	Test Results (JIS C 5202)
Load Life in Moisture	±3%
Temperature cycle	±1%
Load Life	±3%
Resistance to Soldering heat	±1%
Terminal Adhesion	±1%
Short Time Overload	±2%

Operating Temperature Range: RACF102D, RACF104D, RACF164D: -55°C to 155°C
 All other types: -55°C to 125°C

Power Derating Curve:





Mechanical Specifications

Type / Code / # of Elements / Circuit Type	L Body Length	W Body Width	H Body Height	P Element Spacing	Q Termination Width	D Bottom Termination	A Top Termination	E End Termination	Unit
RACF102D	0.039 ± 0.004 1.00 ± 0.10	0.039 ± 0.004 1.00 ± 0.10	0.012 ± 0.004 0.30 ± 0.10	0.020 0.50	0.012 ± 0.004 0.30 ± 0.10	0.010 ± 0.004 0.25 ± 0.10	0.007 ± 0.004 0.18 ± 0.10	-	inches mm
RACF104D	0.079 ± 0.004 2.00 ± 0.10	0.039 ± 0.004 1.00 ± 0.10	0.016 ± 1.000 0.40 ± 0.10	0.020 0.50	0.012 ± 0.004 0.30 ± 0.10	0.010 ± 0.004 0.25 ± 0.10	0.006 ± 0.004 0.15 ± 0.10	-	inches mm
RACF164D	0.126 ± 0.008 3.20 ± 0.20	0.063 ± 0.006 1.60 ± 0.15	0.024 ± 0.006 0.60 ± 0.15	0.031 0.80	0.016 ± 0.008 0.40 ± 0.20	0.016 ± 0.008 0.40 ± 0.20	0.012 ± 0.008 0.30 ± 0.20	-	inches mm
RACF324D	0.200 ± 0.008 5.08 ± 0.20	0.118 ± 0.008 3.00 ± 0.20	0.024 ± 0.004 0.60 ± 0.10	0.050 1.27	0.031 ± 0.004 0.80 ± 0.10	0.020 ± 0.008 0.50 ± 0.20	0.022 ± 0.008 0.55 ± 0.20	-	inches mm
RACF408M	0.157 ± 0.008 4.00 ± 0.20	0.083 ± 0.008 2.10 ± 0.20	0.024 ± 0.004 0.60 ± 0.10	0.031 0.80	0.020 ± 0.008 0.50 ± 0.20	0.016 ± 0.008 0.40 ± 0.20	0.010 ± 0.008 0.25 ± 0.20	0.012 ± 0.008 0.30 ± 0.20	inches mm
RACF648N	0.252 ± 0.008 6.40 ± 0.20	0.122 ± 0.008 3.10 ± 0.20	0.024 ± 0.004 0.60 ± 0.10	0.050 1.27	0.028 ± 0.008 0.70 ± 0.20	0.020 ± 0.008 0.50 ± 0.20	0.014 ± 0.006 0.35 ± 0.15	-	inches mm
RACF648R	0.252 ± 0.008 6.40 ± 0.20	0.122 ± 0.008 3.10 ± 0.20	0.024 ± 0.004 0.60 ± 0.10	0.050 1.27	0.028 ± 0.008 0.70 ± 0.20	0.020 ± 0.008 0.50 ± 0.20	0.014 ± 0.006 0.35 ± 0.15	-	inches mm

How to Order

1 2 3 4 5 6 7 8 9 10 11 12 13 14

R A C F 1 6 4 D J T 1 0 K 0

Product Series		Code	Power	Tolerance			Packaging			Resistance Value		
RACF	Concave RoHS	102D	0.063W	Code	Tol	Value	T	Reel - Paper Tape	102D, 104D	10,000	Four characters with the multiplier used as the decimal holder. 1 ohm = 1R00 100 Kohm = 100K 1 Mohm = 1M00 Zero ohm jumper = 0R00	
		104D	0.063W	F	1%	E24, E96			164D	5,000		
		164D	0.063W	G	2%	E24			Reel - Plastic Tape	324D, 408M		4,000
		324D	0.125W	J	5%					648N, 648R		
		408M	0.063W	Z	jumper							
		648N	0.063W									
		648R	0.063W									

D = Isolated
M, N, R = Bussed