


UP Series — Ultra Precision Metal Film Resistors

Features

- Highest stability metal film available
- TCRs as low as 5 ppm
- Tolerances to $\pm 0.01\%$ available
- Matched sets available
- Low noise
- Higher power options available
- Non-standard resistance values available
- 1 watt available, contact factory
- Cut and formed product is available on select sizes, contact factory for details



Electrical Specifications

Type (UP)	Power Rating (Watts) @ 70°C	Maximum Working Voltage*	Maximum Pulse Voltage
1/4	0.25W	350	500
1/2	0.5W	350	500

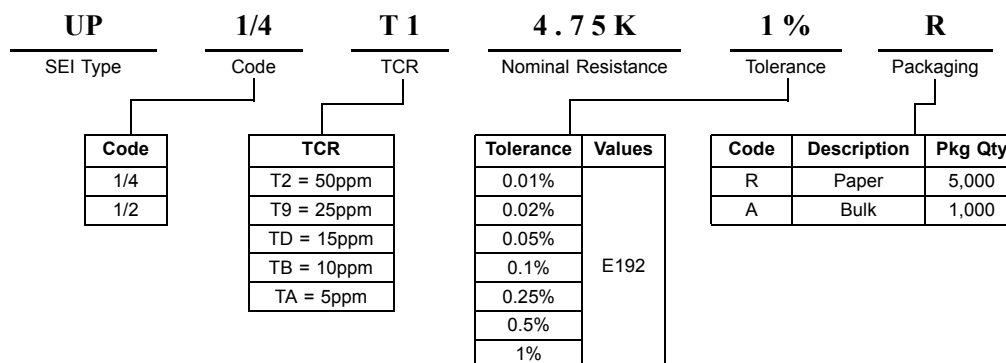
* Lesser of \sqrt{PR} or maximum working voltage.

Tolerance / TCR Combinations

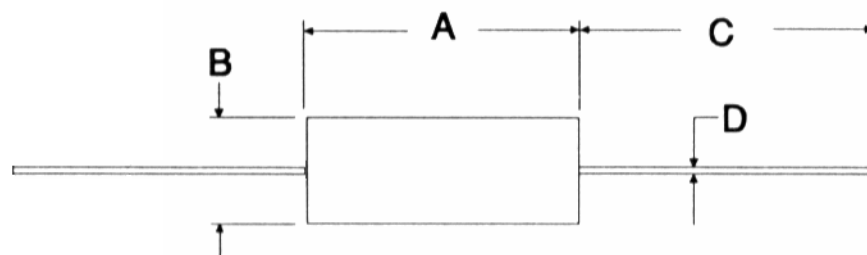
Electrical (Operating Temperature Range -20°C to +85°C)

TCR Code	TCR	UP 1/4				UP 1/2			
		0.01–0.02%	0.05%	0.1–0.25%	0.5–1%	0.01–0.02%	0.05%	0.1–0.25%	0.5–1%
TA	5	51.1 Ω –500K	10 Ω –1M	10 Ω –499K	1 Ω –4M	51.1 Ω –499K	10 Ω –499K	10 Ω –499K	1 Ω –499K
TB	10	51.1 Ω –500K	10 Ω –1M	10 Ω –4M	1 Ω –4M	51.1 Ω –499K	10 Ω –499K	10 Ω –1M	1 Ω –1M
TD	15	51.1 Ω –500K	10 Ω –1M	10 Ω –4M	1 Ω –4M	51.1 Ω –499K	10 Ω –499K	5.11 Ω –1M	1 Ω –1M
T9	25	51.1 Ω –294K	10 Ω –1M	5.11 Ω –2M	1 Ω –2M	51.1 Ω –499K	10 Ω –499K	5.11 Ω –2M	1 Ω –2M
T2	50	51.1 Ω –294K	10 Ω –1M	5.11 Ω –2M	1 Ω –3.92M	51.1 Ω –499K	10 Ω –499K	5.11 Ω –2M	1 Ω –3.92M

How to Order



UP Series — Ultra Precision Metal Film Resistors



Mechanical Specifications				inches mm
Type (UP)	A Body Length	B Body Width	C Lead Length	D Lead Diameter
1/4	0.28 max	0.10 max	1.18 min	0.024 ± 0.002
	7.2 max	2.5 max	30.0 min	0.61 ± 0.05
1/2	0.39 max	0.145 max	1.18 min	0.024 ± 0.002
	10.0 max	3.70 max	30.0 min	0.61 ± 0.05

Performance Characteristics			
Environmental		Maximum	Typical
Load at commercial rating: 1000 hours at 70°C	ΔR%	0.30	0.10
Load at CECC rating: 1000 hours at 70°C	ΔR%	0.30	0.05
Dry Heat: 1000 hours at 155°C	ΔR%	1.00	0.15
Shelf Life: 12 months at room temperature	ΔR%	0.10	0.03
Short term overload	ΔR%	0.10	0.02
Climatic	ΔR%	0.30	0.10
Climatic category		55/155/56	
Long term damp heat	ΔR%	0.50	0.10
Temperature rapid change	ΔR%	0.20	0.05
Resistance to solder heat	ΔR%	0.06	0.03
Vibration and bump	ΔR%	0.06	0.02
Noise (in a decade of frequency)	μV/V	1.00	0.10