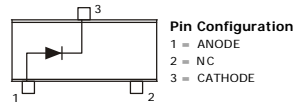
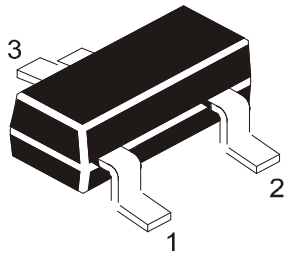


**SILICON PLANAR SWITCHING DIODE**

**CMBD4148**



**SOT-23  
 Formed SMD Package**

**Marking**

**CMBD4148 = 5H**

**High Speed Switching Diode**

**ABSOLUTE MAXIMUM RATINGS**

DESCRIPTION	SYMBOL	VALUE	UNIT	
Continuous Reverse Voltage	$V_R$	75	V	
Repetitive Peak Reverse Voltage	$V_{RRM}$	100	V	
Repetitive Peak Forward Voltage	$I_{FRM}$	500	mA	
Forward Current	$I_F$	215	mA	
Non Repetitive Peak Forward Current (per crystal)				
	$t=1ms$	$I_{FSM}$	4.0	A
	$t=1ms$	$I_{FSM}$	1.0	A
	$t=1s$	$I_{FSM}$	0.5	A
Storage Temperature Range	$T_{stg}$	- 55 to + 150	°C	
Operating Junction Temperature	$T_j$	150	°C	

**THERMAL RESISTANCE**

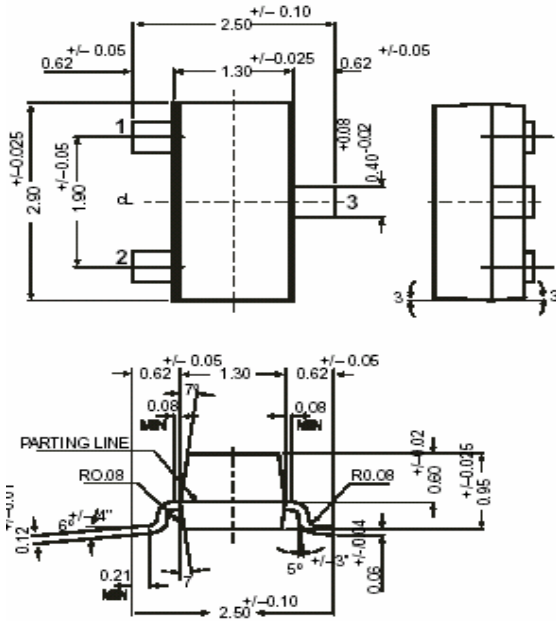
Junction to Ambient in free air	$R_{th(j-a)}$	500	K/W
---------------------------------	---------------	-----	-----

**ELECTRICAL CHARACTERISTICS ( $T_a=25^\circ C$  unless specified otherwise) per diode**

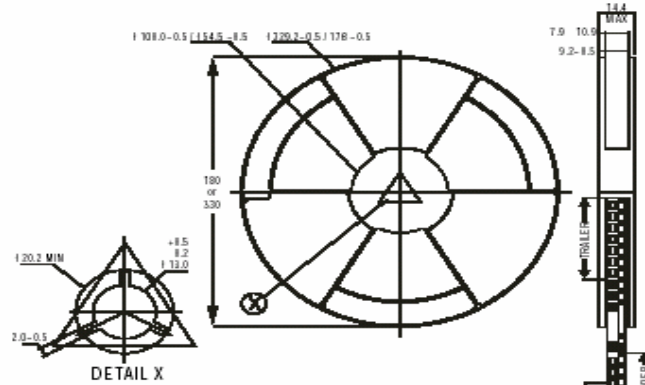
DESCRIPTION	SYMBOL	TEST CONDITION	MIN	MAX	UNIT
Forward Voltage	$V_F$	$I_F=10mA$		1.0	V
Reverse Voltage Leakage Current	$I_R$	$V_R=20V$		25	nA
		$V_R=75V$		5.0	$\mu A$
		$V_R=25V, T_j=150^\circ C$		30	$\mu A$
Forward Recovery Voltage	$V_{fr}$	$I_F=10mA, t_p=20ns$		1.75	V
Recovery Charge	$Q_S$	$I_F=10mA, to V_R=5V, R_L=100\Omega$		45	pC
Diode Capacitance	$C_d$	$V_R=0V, f=1MHz$		2.0	pF
Reverse Recovery Time	$t_{rr}$	$I_F=10mA to I_R=60mA, R_L=100\Omega, measured at 1mA$		4.0	ns

CMBD4148REV\_2 161007E

SOT-23 Formed SMD Package



SOT-23 Package Reel Information  
Reel specifications for Packing (13"/7" reels)



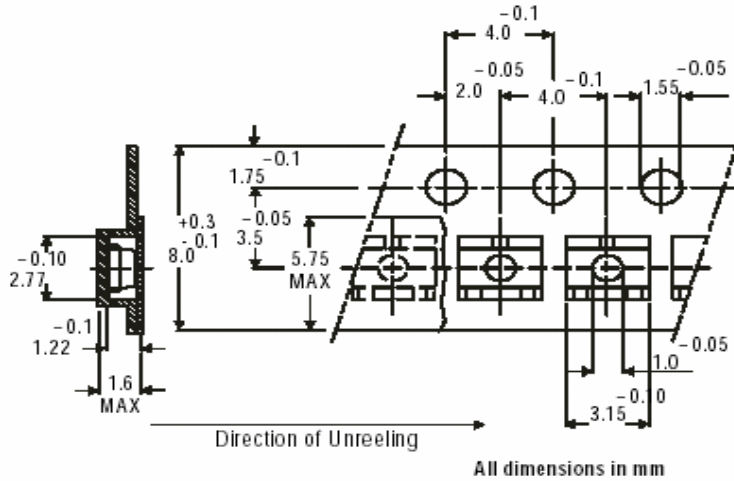
All dimensions in mm  
330 / 180 mm Antistatic Coated Plastic Reel

NOTES:

	8mm Tape	8mm Tape
	Size of Reel	Size of Reel
	330 mm (13")	180 mm (7")
No. of Devices	10,000 Pcs	3,000 Pcs

1. The bandoler of 330 mm reel contains at least 10,000 devices.
2. The bandoler of 180 mm reel contains at least 3,000 devices.
3. No more than 0.5% missing devices / reel. 50 empty compartments for 330 mm reel. 15 empty compartments for 180 mm reel.
4. Three consecutive empty places might be found provided this gap is followed by 6 consecutive devices.
5. The carrier tape (leader) starts with at least 75 empty positions (equivalent to 330 mm). In order to fix the carrier tape a self adhesive tape of 20 to 50 mm is applied. At the end of the bandoler at least 40 empty positions (equivalent to 180 mm) are there.

Tape Specification for SOT-23 Surface Mount Device



All dimensions in mm

Packing Detail

PACKAGE	STANDARD PACK		INNER CARTON BOX		OUTER CARTON BOX		
	Details	Net Weight/Qty	Size	Qty	Size	Qty	Gr Wt
SOT-23 T&R	3K/feel	136 gm/3K pcs	3" x 7.5" x 7.5"	12 K	17" x 15" x 13.5"	192 K	12 kgs
	10K/feel	415 gm/10K pcs	9" x 9" x 9"	51 K	19" x 19" x 19"	408 K	28 kgs
			13" x 13" x 0.5"	10 K	17" x 15" x 13.5"	300 K	16 kgs

CMBD4148REV\_2 161007E

**Component Disposal Instructions**

1. CDIL Semiconductor Devices are RoHS compliant, customers are requested to please dispose as per prevailing Environmental Legislation of their Country.
2. In Europe, please dispose as per EU Directive 2002/96/EC on Waste Electrical and Electronic Equipment (WEEE).

**Disclaimer**

The product information and the selection guides facilitate selection of the CDIL's Semiconductor Device(s) best suited for application in your product(s) as per your requirement. It is recommended that you completely review our Data Sheet(s) so as to confirm that the Device(s) meet functionality parameters for your application. The information furnished on the CDIL Web Site/CD are believed to be accurate and reliable. CDIL however, does not assume responsibility for inaccuracies or incomplete information. Furthermore, CDIL does not assume liability whatsoever, arising out of the application or use of any CDIL product; neither does it convey any license under its patent rights nor rights of others. These products are not designed for use in life saving/support appliances or systems. CDIL customers selling these products (either as individual Semiconductor Devices or incorporated in their end products), in any life saving/support appliances or systems or applications do so at their own risk and CDIL will not be responsible for any damages resulting from such sale(s).

CDIL strives for continuous improvement and reserves the right to change the specifications of its products without prior notice.



CDIL is a registered Trademark of  
Continental Device India Limited

C-120 Naraina Industrial Area, New Delhi 110 028, India.

Telephone + 91-11-2579 6150, 4141 1112 Fax + 91-11-2579 5290, 4141 1119

email@cdil.com www.cdilsemi.com